

evonicfires  
quality electric fires built in britain



NEW PRODUCTS



## EVONIC FIRES GOING GREEN

At Evonic we firmly believe in manufacturing quality electric fires in the most ethical way possible. Once installed into your home, you can rest assured in the knowledge that your Evonic fire is being powered by one of the most sustainable and cost-effective energy sources available; electric, and the packaging for our fires is constructed using partly recycled cardboard, resulting in a robust and eco-friendly carton to ensure maximum protection.



## EXCELLENCE MADE IN BRITAIN

At Evonic, we pride ourselves on building award-winning electric fires to the highest possible standards. Using components sourced from leading UK suppliers and assembled entirely at our factory premises in Stratford-Upon-Avon, Evonic Fires strive to achieve excellence with every fire we despatch. If you have any queries once your order arrives, our dedicated sales and service teams are available for any aftercare assistance you may require.





# NATIONWIDE RETAILER NETWORK

**evonicfires**

HOME PRODUCTS **RETAILERS** INSPIRATIONS SUPPORT ABOUT CONTACT

Your location  Search radius

Product filter

**Fireplace & Stove Studio – Stratford**  
The Barn, Clifford Park  
Stratford Upon Avon CV37 8HW  
**Phone:** 01789 290999  
[More info](#) ▼  
0.3 mi  
[Directions](#)

**CHASE HEATING**  
RACE COURSE ROAD  
PERSHORE  
WORCS WR10 2EY  
**Phone:** 01386 555333

With our extensive network of dedicated retailers, it has never been easier to find the Evonic fire you are looking for. Our website features a detailed search engine to locate your nearest Evonic Fires stockist, and you can even narrow the search down to find particular ranges or models using our product filter tool.

**evonicfires**



## E-SMART



- Brightness adjustment
- Speed adjustment
- Turn your feature lighting on or off
- Drop-down animation selection
- Target room temperature display
- Adjustable temperature gauge
- Available on Apple watch
- Additional animations available
- Optional mood-lighting kit



Woodland split logs



Silver birch split logs



Optional mood-lighting kit



## FEATURES

### BESPOKE FUEL BED & LOG SET



Each Evonic Fires model comes complete with a bespoke fuel bed & log set, chosen specifically by our design team to enhance the aesthetic of your fire.

### SCHOTT® GLASS

Our fireplaces utilise the latest **SCHOTT®** glass to enhance the clarity of your flame effect. **SCHOTT®** is a market leader in glass production, and their products encompass optical interference properties, allowing up to a **90%** reduction in surface reflections on all fires where **SCHOTT Conturan Magic®** is shown. **SCHOTT Clear Float®** glass is produced using the float process, resulting in glass that has a perfectly flat and parallel surface which is available on all fires where **SCHOTT Clear Float®** is displayed.

### LED TECHNOLOGY


By using the very latest LED lighting technology, Evonic Fires produce some of the most vibrant and realistic electric fires in the world.



**Please note:** Evonic Fires prides itself on constant development and innovation. We therefore reserve the right to alter the specification of any Evonic product without formal notice. The images in this brochure are produced using photography and CGI. Although the utmost care has been taken to accurately portray our products, we always advise a viewing in person at an approved Evonic Fires retailer's showroom.



# ASTA



- **1752mm** flame effect
- Extended opening height
- 1500W heat output
- **SCHOTT CONTURAN MAGIC®** anti-reflective front glass
- Woodland or silver birch split logs
- **e-smart cloud** app controlled
- Choice of multiple flame effects
- Over-bed illumination
- Independent fuel bed settings
- Optional mood lighting kit
- Two or three sided conversion panels included
- Opening size - **W 1752mm H 455mm**




GF3 model shown with Still effect



GF3 model shown with Aurora effect



# LITA



- **1503mm** flame effect
- Extended opening height
- 1500W heat output
- **SCHOTT CONTURAN MAGIC®** anti-reflective front glass
- Woodland or silver birch split logs
- **e-smart cloud** app controlled
- Choice of multiple flame effects
- Over-bed illumination
- Independent fuel bed settings
- Optional mood lighting kit
- Two or three sided conversion panels included
- Opening size - **W 1503mm H 455mm**




GF2 model shown with *Still* effect



GF3 model shown with *Odyssey* effect



# EXOR



- **1255mm** flame effect
- Extended opening height
- 1500W heat output
- **SCHOTT CONTURAN MAGIC®** anti-reflective front glass
- Woodland or silver birch split logs
- **e-smart cloud** app controlled
- Choice of multiple flame effects
- Over-bed illumination
- Independent fuel bed settings
- Optional mood lighting kit
- Two or three sided conversion panels included
- Opening size - **W 1255mm H 460mm**




GF3 model shown with *Spectrum* effect



GF3 model shown with *Still* effect



# SKARA



Shown with *Still* effect

- **650mm** flame effect
- 1500W heat output
- **SCHOTT CLEAR FLOAT®** front glass
- Woodland or silver birch logs
- **e-smart cloud** app controlled
- Choice of multiple flame effects
- Over-bed illumination
- Independent fuel bed settings
- Optional mood lighting kit
- 180mm deep
- Opening size - **W 654mm H 682mm**

# MALMO



Shown with *Breathe* effect

- **750mm** flame effect
- 1500W heat output
- **SCHOTT CLEAR FLOAT®** front glass
- Woodland or silver birch logs
- **e-smart cloud** app controlled
- Choice of multiple flame effects
- Over-bed illumination
- Independent fuel bed settings
- Optional mood lighting kit
- 180mm deep
- Opening size - **W 754mm H 752mm**



# OBERON



- 750/1500W heat outputs
  - Ceramic log set
  - **evo flame®** effect
  - Concealed top heater
  - Cast frame and ashpan
- **75mm** deep
  - Fits into **16 x 22"** opening
  - Available in black nickel, chrome or gold

# STRELLAR

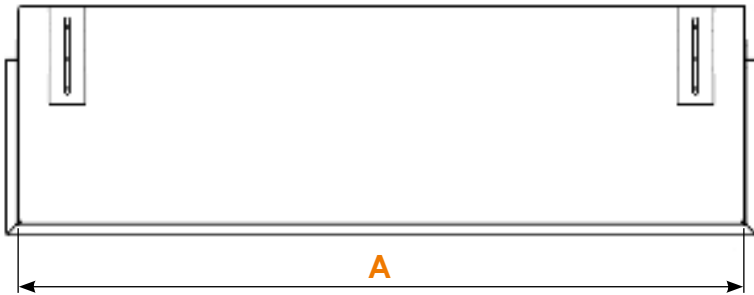


- 750/1500W heat outputs
  - Glass fronted
  - Ceramic log set
  - **evo flame®** effect
  - Cast frame and ashpan
- **75mm** deep
  - Fits into **16 x 22"** opening
  - Available in black nickel, chrome or gold

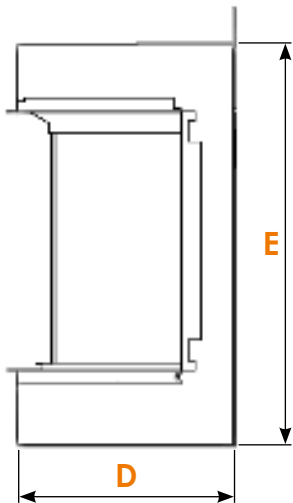
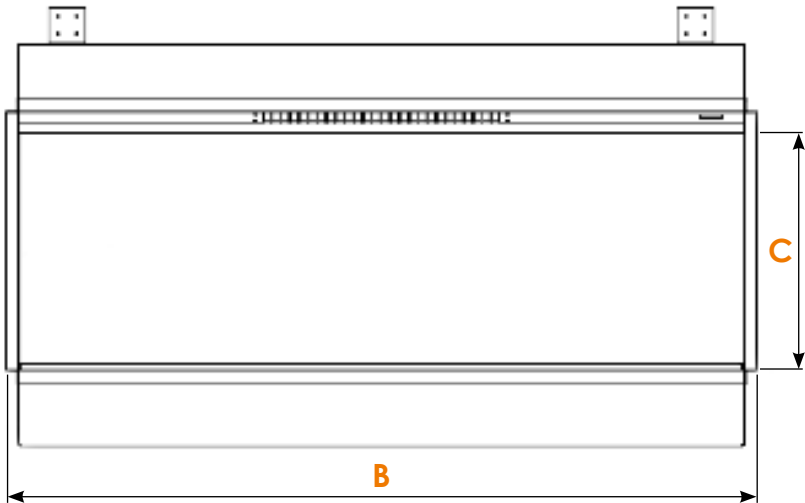




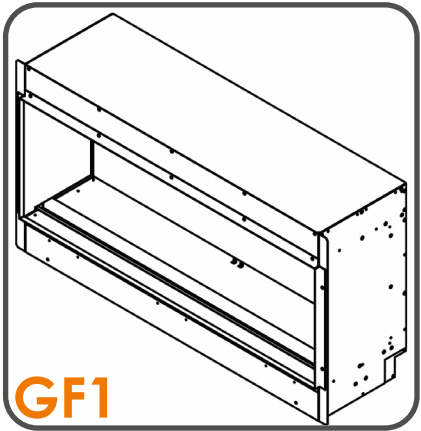
# SPECIFICATION



- A - Width excl. plaster kit
- B - Width incl. plaster kit
- C - Opening height
- D - Depth excl. plaster kit
- E - Height

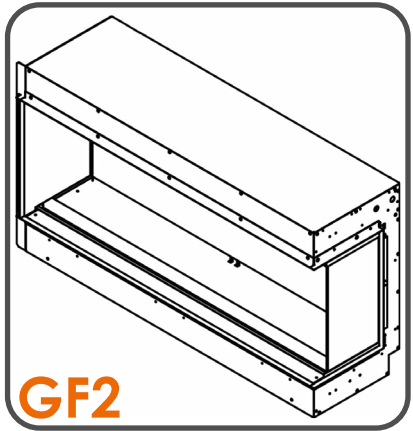


MODEL	A	B	C	D	E
Asta XT	1752mm	1784mm	455mm	300mm	658mm
Lita XT	1503mm	1535mm	455mm	300mm	659mm
Exor XT	1255mm	1285mm	460mm	300mm	659mm
Skara	654mm	702mm	682mm	180mm	897mm
Malmo	754mm	802mm	752mm	180mm	967mm
Oberon	515mm	N/A	350mm	200mm	615mm
Stellar	515mm	N/A	350mm	200mm	615mm



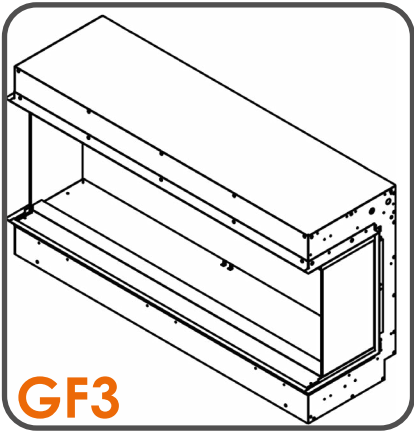
Glass Fronted

A single glass panel at the front of the appliance.



Glass Fronted 2

A glass panel at the front and one side piece of glass. The glass can be either side.



Glass Fronted 3

The standard configuration. A glass panel at the front and both side pieces of glass.



---

# evonicfires

1 Evonic House, Clifford Park, Clifford Lane,  
Stratford-upon-Avon, Warwickshire, CV37 8HW

TEL: **01789 263868** | FAX: **01789 293080**

[www.evonicfires.co.uk](http://www.evonicfires.co.uk) | [sales@evonicfires.co.uk](mailto:sales@evonicfires.co.uk)

