

For details on our other product ranges please call Valor on 0844 871 1565 or visit our website www.valor.co.uk

Contact Us

Valor 0844 871 1565

Fax 0121 373 8181

As with all products from Valor you can be assured of the following:

Quality

Every single fire manufactured at our purpose built factory in Erdington is tested for your peace of mind. Our products are manufactured in accordance with the internationally recognised Quality Management Standard ISO 9000:2001.

Assured safety

All of our electric fires are fitted with an automatic electrical cut out safety device.



After sales service

We are so sure of the quality of our fires that in the unlikely event of any mechanical problems during the warranty period we will send out one of our expert Heateam engineers to rectify the problem free of charge*



General notes

Our policy is one of continual improvement and development. The right to change specification without prior notice is reserved. Reproduction of colours is as accurate as photographic and printing processes will allow. The statutory rights of the consumer are not affected.

*No liability is accepted for problems caused by poor installation or misuse of the product.

WEEE Legislation

From July 2007 all electrical equipment has to comply with the Waste Electronic and Electrical Equipment Directive (WEEE). This means that manufactures pay for their products to be recycled, retailers collect and dispose of replaced products or the product owners dispose of the equipment responsibly. Look for the WEEE symbol – a crossed-out wheelee bin – on any electrical equipment you buy. Your local council's recycling centre should have an area dedicated to electrical equipment. Valor Fires are registered under the WEEE Directive (WEE/AC0083UX).



for further details of our other product ranges and to request your brochure

Please call 0844 871 1565

Valor Fires, Wood Lane, Erdington, Birmingham B24 9QP.
 Baxi Heating U.K. Ltd. is a company registered in England and Wales
 with company number 03879156
 Registered office: The Wyvern Business Park, Stanier Way, Derby, DE21 6BF.

A division of BAXI GROUP



Electric Fires Collection



www.valor.co.uk
 tel: 0844 871 1565





Valor is the UK's leading manufacturer of fires and we have been warming the nation for over 100 years.

Since 1902, we have been at the forefront of product design and have led the way in technological development. For many years we have been the market leader in manufacturing and supplying gas fires and since entering the electric fires market we have quickly become the second largest manufacturer of electric fire products.



Valor Fires was presented with a Queens Award for Enterprise: Innovation in 2009 for the

Homeflame gas fire range; which was designed to reduce carbon emissions and running costs through market leading high efficiency.

We offer a full range of both traditional and contemporary styles, including wall mounted fires, inset fires, electric stoves, suites and surrounds for the complete package.

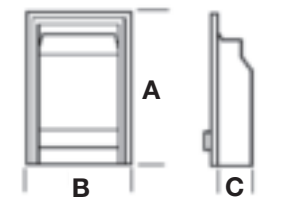
The Queen's Awards for Enterprise exist to champion the UK's most enterprising, creative and sustainable organisations. The awards celebrate the successes of British business and the vital importance of enterprise and innovation to the economy.

2007 saw the launch of the innovational Valor Dimension™. The new Dimension™ range of electric fires from Valor uses cutting edge technology to create the world's most authentic 'real fire effect'.

Page No.	Product Name	Heat Output kW		Control type	Installation options			Appliance Dimensions (mm)			Spacer kit
		Min	Max		Inset	Wall mounted	Freestanding	Height (A)	Width (B)	Depth (C)	
DIMENSION™	5 Nano	1.0	2.0	Manual	✓			616	512	144	Included
	5 Lyrica	1.0	2.0	Manual	✓			612	510	144	Included
	5 Dream	1.0	2.0	Remote	✓			636	518	144	Included
	5 Classica	1.0	2.0	Remote	✓			615	512	144	Included
	5 Innova	1.0	2.0	Remote	✓	✓		632	542	144	Included
	5 Petrus	0.675	1.35	Remote	✓			636	517	70	0582631
WALL MOUNTED FIRES	5 Regalia	1.0	2.0	Remote	✓			720	600	144	Included
	6 Metropolis	1.0	2.0	Remote		✓		630	1000	130	N/A
	7 Glamour	1.0	2.0	Manual		✓		560	935	149	N/A
	8 Scenic	1.0	2.0	Remote		✓		630	1000	130	N/A
	9 Fantasy	1.0	2.0	Remote		✓		560	930	150	N/A
	10 Visia	1.0	2.0	Remote		✓		560	930	150	N/A
	11 Liberty	1.0	2.0	Remote	✓	✓		640	841	148	N/A
LED LONGLITE	12 Brooklyn LED Longlite	1.0	2.0	Manual	✓	✓		712	700	150	N/A
	13 Vivo	1.0	2.0	Manual		✓		740	573	144	N/A
	14 Dream LED Longlite	1.0	2.0	Fireslide	✓			635	518	75	0582631
	15 Blenheim LED Longlite	1.0	2.0	Manual	✓			606	492	75	05801T1
INSET FIRES	15 Blenheim LED Longlite	1.0	2.0	Fireslide	✓			606	492	75	05801T1
	16 Seattle LED Longlite	1.0	2.0	Manual	✓			606	492	75	05801T1
	17 Westminster	1.0	2.0	Remote	✓			626	500	75	Included
	18 Obsession	1.0	2.0	Manual	✓			610	528	75	Included
	19 Dream	1.0	2.0	Manual	✓			635	518	75	Included
	20 Carma	1.0	2.0	Manual	✓			623	524	75	Included
	21 Capri	1.0	2.0	Manual	✓			606	492	75	05801T1
	22 Blenheim	1.0	2.0	Manual	✓			606	492	75	05801T1
	23 Decadent	1.0	2.0	Manual	✓			623	529	75	Included
	24 Anthem	1.0	2.0	Manual	✓			605	490	150	Included
STOVES	25 Seattle	1.0	2.0	Manual	✓			606	492	75	05801T1
	26 Richmond	1.0	2.0	Remote			✓	610	520	265*	N/A
	27 Eden	1.0	2.0	Remote			✓	555	445	295*	N/A
	28 Vienna	1.0	2.0	Manual			✓	555	445	295*	N/A

*Depth of stove

Appliance Dimensions



which fire is right for you?

We want you to enjoy your new Valor fire right from the very start.

That's why we've made it easy for you to select the fire that's perfect for you and your home.

Installation

One of the biggest advantages of an electric fire is the flexibility and ease of installation. There are so few restrictions; no chimney required, no outside wall, you can fit an electric fire in any room on any floor - all you need is the space and plug socket nearby. Then it's up to you to choose the look you're after whether it's a wall mounted, inset (hearth mounted) or a freestanding fire.

If you want to fit your fire into a surround against a flat wall, most of the fires will fit inside the space naturally created by the surround, and if not there are spacer kits available to create a professional finish.

Simple to Use

Enjoy the wonderful ambience of a real fire at the flick of a switch – and you choose the type:

- Manual control - 3 easy to operate rocker switches situated discreetly on the fire: on/off, flame effect only/ flame effect & heat, high heat/low heat
- Fireslide control - Easiest to operate: no fiddly buttons, no bending down, no looking down the back of the sofa. Discrete easy to operate controls, there when you need them.
- Remote control - total control from the comfort of your armchair, and for peace of mind, there are override controls on the fire in case the handset is misplaced.

All Year Round Flame Effect

Every Valor electric model can be operated independently of heat, allowing you to enjoy the cosy effect of the fire at any time of the year from only 1p per hour running cost.

Clean and Efficient

All Valor fires are 100% efficient at the point of use, which means no heat is wasted. This is good for the environment and good for your utility bills. LED fire running costs are less than £2 per annum when using the flame only setting.

Choose your fire from Valor's Extensive Range

Valor Dimension™

Changing the way you view fuel effect fires forever. Using patented technology the Valor Dimension™ range offers you an unrivalled degree of realism. For our complete range see pages 4-5 or for further information see the separate Valor Dimension™ brochure or website www.valordimension.co.uk

Wall Mounted Fires

We have an exciting range of wall mounted electric products in both portrait and landscape formats. For our complete range of wall mounted electric fires, see pages 6-13.

LED Longlite Fires

The Valor LED Longlite fire range offers fit and forget technology and easy assembly and installation. LED's don't need changing like ordinary bulbs and have lower running costs. See pages 14-16.

Inset Fires

With both classic styles and clean, contemporary designs, this range will suit all interiors, tastes and budgets. For our complete range of inset electric fires, see pages 17-25.

Freestanding Stoves

Our stove range is ideal for those wanting the look and feel of a traditional wood burner combined with the ease and convenience of an electric fire. For our complete range of electric stoves, see pages 26-27.

2	VALOR HISTORY
3	WHICH FIRE IS RIGHT FOR YOU?
VALOR DIMENSION™	
4-5	DIMENSION™ PREVIEW
WALL MOUNTED FIRES	
6	METROPOLIS
7	GLAMOUR
8	SCENIC
9	FANTASY
10	VISIA
11	LIBERTY
12	BROOKLYN
13	VIVO
LED LONGLITE	
14	DREAM LED LONGLITE
15	BLLENHEIM LED LONGLITE
16	SEATTLE LED LONGLITE
INSET FIRES	
17	WESTMINSTER
18	OBSESSION
19	DREAM
20	CARMA
21	CAPRI
22	BLLENHEIM
23	DECADENT
24	ANTHEM
25	SEATTLE
FREESTANDING STOVES	
26	RICHMOND
27	EDEN
28	VIENNA
29	HEATEAM



DIMENSION™ will change the way you view fuel effect fires forever, offering you an unrivalled degree of realism.

The Dimension™ range of electric fires from Valor uses cutting edge technology to create the world's most authentic 'real fire effect'. Redefining the market for fuel effect electric fires, the Valor Dimension™ range offers both traditional and contemporary styles, backed by the quality, reliability and peace of mind you would expect from the leading name in home heating. It is a totally new way of enjoying the atmosphere that only a real fire can create - all at the press of a button.

See the separate Valor Dimension™ brochure or website www.valordimension.co.uk for full details.

Dimension Nano

Manual Control. 1kW or 2kW heat output. Available in chrome or brass.



Nano

Dimension Lyrica

Manual Control, 1kW or 2kW heat output. LED light source lasts for lifetime of fire, reduces running costs & create a brighter image.



Lyrica

Dimension Dream

Remote Control, 1kW or 2kW heat output. LED light source lasts for lifetime of fire, reduces running costs & create a brighter image. Available in gold, black or chrome.



Dream

Dimension Classica

Thermostatic remote control, 2kW heat output. LED light source lasts for lifetime of fire, reduces running costs & create a brighter image. Available in pewter, brass or black.



Classica

Dimension Innova

Thermostatic remote control, 2kW heat output. LED light source lasts for lifetime of fire, reduces running costs & create a brighter image. Real glass fascia.



Innova

Slimline Dimension Petrus

With slimline depth (75mm), there is no need for a chimney opening or recess - you can fit the fire in a standard surround against any wall. Remote control, 675W or 1350W heat output, LED's which reduce running cost, create a brighter image and don't need changing like ordinary bulbs. Available in black chrome or silver chrome.



Petrus

Dimension Regalia

Thermostatic remote control, 2kW heat output. LED light source lasts for lifetime of fire, reduces running costs & create a brighter image.



Regalia

FUEL BED

Pebbles

HEAT OUTPUT

Low Heat 1.0kW

High Heat 2.0kW

CONTROL POSITION

Remote control – manual
override upper left side

APPLIANCE DIMENSIONS

Fascia Height: 630mm

Fascia Width: 1000mm

Engine Depth Inside Wall:
N/A

SPACER KIT

N/A

PRODUCT CODE

0583361



The Metropolis offers a super sleek look in black glass

Its single piece fascia features a subtle edge design and curved corners that gently soften the high tech look. The white pebble bed underscores the wide flame effect and continues to create interest even when the fire is no longer lit.



Remote Control

**FUEL BED**

Pebbles

HEAT OUTPUTLow Heat 1.0kW
High Heat 2.0kW**CONTROL POSITION**

Switch upper right side

APPLIANCE DIMENSIONSFascia Height: 560mm
Fascia Width: 935mm
Engine Depth Inside Wall:
N/A**SPACER KIT**

N/A

PRODUCT CODE

0583121

The Glamour fire is a minimalist design proving that 'cool' does not have to mean cold

Sleek and elegant, the Glamour fits effortlessly into a modern home. The slimline wall mounted landscape fires are increasingly popular and the Glamour features a chic, white pebble fuel bed, backed by a polished chrome rear reflector to really bring the warm glow to life when the fire is alight. The fascia consists of two elements, a contemporary white 'floating' glass panel surrounded by a brushed chrome aluminium trim, that really adds the finishing touch.

FUEL BED

Pebbles

HEAT OUTPUTLow Heat 1.0kW
High Heat 2.0kW**CONTROL POSITION**Remote control – manual
override upper left side**APPLIANCE DIMENSIONS**Fascia Height: 630mm
Fascia Width: 1000mm
Engine Depth Inside Wall:
N/A**SPACER KIT**

N/A

PRODUCT CODE

0583391



The Scenic's engaging wide screen flame effect is dramatically framed by its contrasting matt mocha and high gloss black glass fascia

These neutral tones make it easy to incorporate in any modern home. Operated by remote control the fire gives a heat output of 2.0kW or can be used without heat just to create a cosy atmosphere.



Remote Control



FUEL BED

Pebbles

HEAT OUTPUT

Low Heat 1.0kW
High Heat 2.0kW

CONTROL POSITION

Remote control – manual
override upper left side

APPLIANCE DIMENSIONS

Fascia Height: 560mm
Fascia Width: 930mm
Engine Depth Inside Wall:
N/A

SPACER KIT

N/A

PRODUCT CODE

0583321



Remote Control

Sheer Fantasy

Give your home the 'wow' factor with the truly stunning Fantasy. The dramatic black frame and glass panel provides a striking contrast to the shallow white pebble bed, offering designer looks with all the convenience and affordability of an electric fire.

FUEL BED

Pebbles

HEAT OUTPUT

Low Heat: 1.0 kW
High Heat: 2.0 kW

CONTROL POSITION

Remote control – manual
override upper left side

APPLIANCE DIMENSIONS

Fascia Height: 560mm
Fascia Width: 930mm
Engine Depth Inside Wall:
N/A

SPACER KIT

N/A

PRODUCT CODE

0583331



Electrifying design

A contemporary hang on the wall landscape electric fire which boasts a floating high gloss black glass fascia over a satin white base. The stunning wide screen flame effect is easily controlled by a complimentary black remote handset.

A gas version of the Visia is also available.
(Please refer to Valor Gas brochure)



Remote Control



FUEL BED

Coal

HEAT OUTPUT

Low Heat: 1.0 kW

High Heat: 2.0 kW

CONTROL POSITION

Remote control – manual
override by LED indicators

APPLIANCE DIMENSIONS

Fascia Height: 640mm

Fascia Width: 841mm

Engine Depth Inside Wall:
N/A

SPACER KIT

N/A

PRODUCT CODE

05823D1



Remote Control

Ultra modern fire that creates a statement

The clean lines and cool sophisticated brushed steel finish adds to the impressive flame picture, to create a perfect ambience. Liberty also offers you all the convenience of a remote control, allowing 100% control at the touch of a button.

A gas version of the Liberty is also available.
(Please refer to Valor Gas Brochure)

FUEL BED

Pebbles

HEAT OUTPUT

Low Heat: 1.0 kW

High Heat: 2.0 kW

CONTROL POSITION

Switches beneath canopy

APPLIANCE DIMENSIONS

Fascia Height: 700mm

Fascia Width: 700mm

Engine Depth Inside Wall:

N/A

SPACER KIT

N/A

PRODUCT CODE

0582082



New York style, easy life

The successful design has been upgraded for ease of use and installation with a flat wall fix.

LED light source means no bulb changing and reduced running costs; the one piece pebble fuelbed makes it easier to install and less tempting for little fingers. The Brooklyn fire hangs straight onto the wall and opens up a room with its high tech looks and sleek lines – no need for a surround or hearth.



FUEL BED

Pebbles

HEAT OUTPUT

Low heat: 1.0kW
High heat: 2.0kW

CONTROL POSITION

Switches upper right
hand side

APPLIANCE DIMENSIONS

Fascia Height: 565mm
Fascia Width: 740mm
Engine Depth Inside Wall:
N/A

SPACER KIT

N/A

PRODUCT CODE

Cream 05831B1
Black 05831A1

Futuristic curves

The soft 3D curves of the Vivo fire are as tactile to touch as they are pleasing to the eye.

Available in satin cream or black, the wide flame picture is reflected in a brushed steel back panel that magnifies and enhances the gentle flicker and warm glow.

The whole effect is underlined by the white hot look of the real pebble fuel bed.

For ease of installation the Vivo is a flat wall fix.



Black Finish

FUEL BED

Coal

HEAT OUTPUT

Low Heat: 1.0 kW
High Heat: 2.0 kW

CONTROL POSITION

Fireslide control top right side

APPLIANCE DIMENSIONS

Fascia Height: 635mm
Fascia Width: 518mm
Engine Depth Inside Wall: 75mm

SPACER KIT

Optional

PRODUCT CODE

Gold 0582401
Chrome 0582411
Black 0582421




The Dream family extends with a Longlite version – now with LED technology

Dream Longlite combines its delightful dancing flames with a child friendly moulded fuel bed that also guarantees perfect placement of the coals every time. The LED technology enables the fire to deliver a sharper, more intense flame picture, and consume 85% less energy than standard bulbs and the new Energy Regulator lets you control the temperature to exactly the level you need. With Fireslide top control for effortless operation, this is an ideal addition to the Dream family of fires.

Available in gold, black or chrome finishes.

A gas version of the Dream is also available. (Please refer to Valor Gas Brochure)



Fireslide top control enables you to turn the fire on, off, up or down, without kneeling down. **FireSlide®**



Chrome finish with **FireSlide®**



Black finish with **FireSlide®**



FUEL BED

Coal

HEAT OUTPUT

Low heat: 1.0kW
High heat: 2.0kW

CONTROL POSITION

Manual: switches below canopy
Fireslide: top right side

APPLIANCE DIMENSIONS

Fascia Height: 606mm
Fascia Width: 492mm
Engine Depth Inside Wall: 75mm

SPACER KIT

Optional

PRODUCT CODE

Blenheim LED Longlite
Brass 0582032
Chrome 0582042
Black 0582052

Blenheim LED Longlite
with Fireslide
Brass 0582431
Chrome 0582441
Black 0582451

Take control – Fireslide or Manual - Blenheim LED Longlite combines classic looks with modern energy saving technology

The Blenheim range now includes environmentally friendly low wattage LED technology and variable temperature control from the new Energy Regulator. Together with solid cast metal frets and moulded coal fuel beds you get the best of both worlds at really great value.

Choose either manual or fireslide top control for easy operation and a choice of finishes from Brass, Chrome and Black.

Gas versions of the Blenheim fires are also available
(Please refer to Valor Gas Brochure)




Manual Chrome finish



Brass finish with **FireSlide®**



FireSlide top control enables you to turn the fire on, off, up or down, without kneeling down. **FireSlide®**



Energy Regulator Control

FUEL BED

Pebble

HEAT OUTPUT

Low heat: 1.0kW

High heat: 2.0kW

CONTROL POSITION

Switch below canopy

APPLIANCE DIMENSIONS

Fascia Height: 606mm

Fascia Width: 492mm

Engine Depth Inside Wall:

75mm

SPACER KIT

Optional

PRODUCT CODE

0582072



Seattle Longlite offers a modern look to the Longlite range

Featuring a single piece moulded pebble fuel bed for perfect presentation and an environmentally friendly low watt, long life LED light effect, for maximum impact and value. Featuring an updated flame effect, the clean lines of the Seattle and brushed chrome effect finish are at home in any modern setting.

A gas version of the Seattle is also available.
(Please refer to Valor Gas Brochure)



FUEL BED

Coal

HEAT OUTPUT

Low heat: 1.0kW
High heat: 2.0kW

CONTROL POSITION

Remote Control. Manual
override below canopy

APPLIANCE DIMENSIONS

Fascia Height: 626mm
Fascia Width: 500mm
Engine Depth Inside Wall:
75mm

SPACER KIT

Included

PRODUCT CODE

0582391



Remote Control

A modern classic update of a Regency period design

Boasting a substantial fully cast fascia in pewter finish, the Westminster combines quality materials and intricate detailing to present a modern take on a traditional style.

A gas version of the Westminster is also available.
(Please refer to Valor Gas Brochure)

FUEL BED

Pebble

HEAT OUTPUT

Low Heat: 1.0 kW
High Heat: 2.0 kW

CONTROL POSITION

Switch below canopy

APPLIANCE DIMENSIONS

Fascia Height: 610mm
Fascia Width: 528mm
Engine Depth Inside Wall:
75mm

SPACER KIT

Included

PRODUCT CODE

05828M1



The Obsession fire from Valor is a design classic that will create a stunning centrepiece to your home

Neutral styling and classic interiors showcase this fire to its full potential, while the pebble bed adds a contemporary twist. The textured chrome weave front is a distinctive feature of the fire and entirely unique to Valor.

A gas version of the Obsession is also available. (Please refer to Valor Gas Brochure)



Textured chrome weave

Dream Chrome finish



FUEL BED

Coal

HEAT OUTPUT

Low Heat: 1.0 kW

High Heat: 2.0 kW

CONTROL POSITION

Switch below canopy

APPLIANCE DIMENSIONS

Fascia Height: 635mm

Fascia Width: 518mm

Engine Depth Inside Wall:

75mm

SPACER KIT

Included

PRODUCT CODE

Gold 0582841

Chrome 0582851

Black 0582861

DREAM



Gold finish

With its delightful dancing flame effect, the Dream offers all the benefits of a gas fire without any of the time-consuming maintenance

With its solid cast fascia and real coal fuel bed, the Dream is available in a choice of gold, black or chrome finishes and guarantees to be a stunning focal point in any room.

A gas version of the Dream is also available.
(Please refer to Valor Gas Brochure)



Black finish

FUEL BED

Coal

HEAT OUTPUT

Low Heat: 1.0 kW
High Heat: 2.0 kW

CONTROL POSITION

Switch below canopy

APPLIANCE DIMENSIONS

Fascia Height: 623mm
Fascia Width: 524mm
Engine Depth Inside Wall:
75mm

SPACER KIT

Included

PRODUCT CODE

05828X1



The Carma with its solid styling suits any room style

With its traditional solid brass cast fascia and fret and detailed corner trim, the Carma electric fire is reminiscent of Art Deco style, yet leads the way in terms of technology.

The Carma can be operated independently of heat, which means you can indulge in the effect of the glowing coal bed any time of year.



FUEL BED

Coal

HEAT OUTPUT

Low Heat: 1.0 kW

High Heat: 2.0 kW

CONTROL POSITION

Switch below canopy

APPLIANCE DIMENSIONS

Fascia Height: 606mm

Fascia Width: 492mm

Engine Depth Inside Wall:

75mm

SPACER KIT

Included

PRODUCT CODE

05828Z1

Elegant and inviting

The Capri fire offers a clean and simple take on a classic style. With a gentle curved solid brass fret detail and traditional frame-style fascia the Capri provides a timeless, classic feel to any living room.

A gas version of the Capri is also available. (Please refer to Valor Gas Brochure)

FUEL BED

Coal

HEAT OUTPUT

Low Heat: 1.0 kW
High Heat: 2.0 kW

CONTROL POSITION

Switch below canopy

APPLIANCE DIMENSIONS

Fascia Height: 606mm
Fascia Width: 492mm
Engine Depth Inside Wall: 75mm

SPACER KIT

Optional

PRODUCT CODE

Brass 0580901
Chrome 0580971
Black 0580981



The Blenheim electric, based on simple traditional styling, is a great value fire that looks truly regal

With a solid cast fret and metal frame, the Blenheim will add a touch of warmth to any room. Blenheim electric is available in brass, black and chrome variants.

A gas version of the Blenheim is also available. (Please refer to Valor Gas Brochure)



Brass finish



Black finish

Decadent Brass finish



FUEL BED

Coal

HEAT OUTPUT

Low Heat: 1.0 kW
High Heat: 2.0 kW

CONTROL POSITION

Switch below canopy

APPLIANCE DIMENSIONS

Fascia Height: 623mm
Fascia Width: 529mm
Engine Depth Inside Wall:
75mm

SPACER KIT

Included

PRODUCT CODE

Brass 0582821
Chrome 0582831

DECADENT



Chrome finish

Bringing that warm homely feeling to any interior,
the Decadent comes in chrome or brass finish

Featuring a solid cast fret and real coal fuel bed, the Decadent allows you to operate the flame effect independently of heat for all year round enjoyment, the Decadent will provide you with endless hours of guilt-free pleasure.

A gas version of the Decadent is also available.
(Please refer to Valor Gas Brochure)

FUEL BED

Pebbles

HEAT OUTPUT

Low Heat: 1.0 kW
High Heat: 2.0 kW

CONTROL POSITION

Switches under the canopy

APPLIANCE DIMENSIONS

Fascia Height: 605mm
Fascia Width: 490mm
Engine Depth Inside Wall: 75mm

SPACER KIT

Included

PRODUCT CODE

0582881



Raising the bar

The pleasing weight and highly polished chrome finish of the cast bar fret is lit through by the warm glow of the fuelbed. The dancing flames flicker over the pebbles to create a wonderfully realistic flame picture – the Anthem is a perfect centre point to the home. It's simple styling and clean lines allow it to be dressed by its surrounds into a classic or contemporary look.

A gas version of the Anthem is also available.
(Please refer to the Valor Gas Brochure)



FUEL BED

Pebble

HEAT OUTPUT

Low Heat: 1.0 kW
High Heat: 2.0 kW

CONTROL POSITION

Switch below canopy

APPLIANCE DIMENSIONS

Fascia Height: 606mm
Fascia Width: 492mm
Engine Depth Inside Wall:
75mm

SPACER KIT

Optional

PRODUCT CODE

0580941

Sleek sophisticated Seattle

The Seattle has a brushed steel curved front and beautiful pebble bed, making it the ideal choice for any contemporary interior.

A gas version of the Seattle is also available.
(Please refer to Valor Gas Brochure)

FUEL BED

Coal

HEAT OUTPUT

Low Heat: 1.0 kW
High Heat: 2.0 kW

CONTROL POSITION

Remote Control - Manual
override bottom left side

APPLIANCE DIMENSIONS

Height: 610mm
Width: 520mm
Depth: 295mm

SPACER KIT

N/A

PRODUCT CODE

0586021



Providing the look and feel of a traditional wood burner but having the ease & convenience of electric

The simple plug and play feature of electric means you can place this stove anywhere you want to create a stylish feature as well as providing additional heat. The Richmond stove has a coal bed located behind functioning double doors and is fully remote control, enabling effortless operation.



Remote Control

**FUEL BED**

Coal

HEAT OUTPUT

Low Heat: 1.0 kW

High Heat: 2.0 kW

CONTROL POSITION

Remote Control

APPLIANCE DIMENSIONS

Height: 555mm

Width: 445mm

Depth: 295mm

SPACER KIT

N/A

PRODUCT CODE

0586041

Valor's distinctive electric flame effect is showcased in the Eden stove to great effect

Requiring minimal installation this electric stove offers a stylish solution to your heating requirements – virtually anywhere you choose. And as Eden is electric it means you can operate the flame effect without the heat for all year round enjoyment. The Eden also has the added advantage of a remote control.



Remote Control

FUEL BED

Coal

HEAT OUTPUT

Low Heat: 1.0 kW

High Heat: 2.0 kW

CONTROL POSITION

Switch lower left side

APPLIANCE DIMENSIONS

Height: 555mm

Width: 445mm

Depth: 295mm

SPACER KIT

N/A

PRODUCT CODE

0586071



Manual electric flame effect stove

Again requiring minimal installation the Vienna offers a stylish solution to your heating requirements – virtually anywhere in your home. And being electric it means you can operate the flame effect all the year round without the heat.

heateam

the heat experts

heateam is the service division of Baxi Group, responsible for aftersales customer service



With engineers able to extract their work lists for the day directly from the main computer, there is no confusion and no time wasted. Coupled with excellence in service, each **heateam** van carries over 920 unique spare parts. Each day stocks are replenished before the engineers set off on their calls. The same computer system is also designed to carry out all of the necessary paperwork, which means records are accurate and, more importantly, our engineers are able to concentrate on ensuring heat and home comfort for all our customers.

Excellence in service

heateam is the team to trust. Its strength is in the team behind it. From call centre staff to front line engineers, our people are the best in the business, providing service excellence for all our customers.

Industry recognised qualifications

All **heateam** engineers are CORGI registered and hold essential electrics qualifications. They are highly trained and are specialists in our specific products.

Safety first

We take safety very seriously and have systems in place to make sure that proper procedures are followed at all times. So with **heateam**, you know that you're in safe hands.

The **heateam** focus is aftersales customer service. With one of the largest, directly employed, heating manufacturer's service forces in the business (over 250) we can offer more product support! Based in Warwick, our dedicated customer contact centre is supported by a national network of highly skilled engineers. This is delivered via a complete infrastructure of service professionals who are totally dedicated to supporting our customers and our products throughout the UK.

Who better to look after your appliance than the people who made it? **heateam** provides after-sales care to all Valor products. As the product manufacturer, we offer a comprehensive range of services. If you need to speak to us for any reason, our friendly customer service team is on hand to help.

Technology at its heart

heateam is supported by state of the art technology. Our call centre and service engineers are in constant contact via blue tooth wireless technology. Real time reporting and two way communication provide the essential link that enables the heateam service work better and faster.



