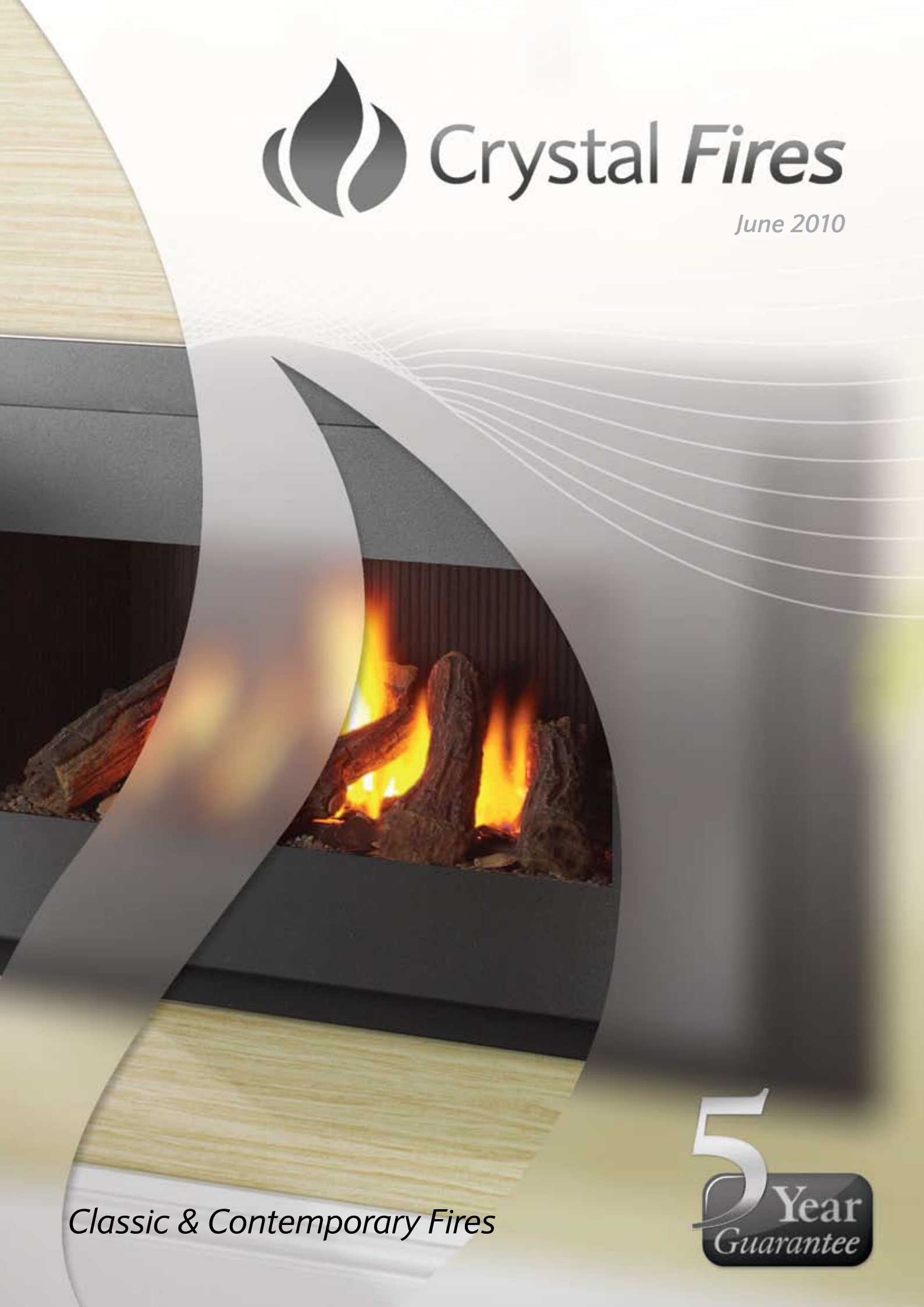




Crystal *Fires*

June 2010



Classic & Contemporary Fires

5 Year
Guarantee



Celebrating
20 Years
in the trade

Celebrating **20 Years** **In the Trade**

In 1990 two brothers, Chris, a gas engineer now with over 30 years of experience and Ian, a skilled sheet metal worker, combined their expertise and opened a retail outlet in Liverpool selling fires made by Ian to be then installed by Chris.

Over the years Crystal Fires have worked with the British Gas Testing House for their product development, approvals and licensing and have gone from strength to strength, winning awards on the way for their original innovative designs.

20 years on Crystal Fires are one of the market leaders due to an extensive range of contemporary and traditional Living Flame gas fires, always with the main focus on build quality and product efficiency. This is demonstrated in abundance with the release of their new glass fronted Manhattan and Miami hole in the wall fires.

Directors quote;

“We have gone from retailing in Liverpool out of a small fireplace showroom to manufacturing in an extensive factory overlooking the historic Aintree Racecourse, supplying our fires to retailers nationwide.

Fireplace showrooms like to sell our fires because they know that every single Crystal Fire has been designed, manufactured, assembled, tested and packed entirely by ourselves in Great Britain, and that is why we can confidently offer our Five Year Guarantee.”

Ian Connelly
Director

Chris Connelly
Director



Hole in the wall

Manhattan

Miami

Sunrise

Emerald

Jewel

Sapphire

Scoop

Lisa Surround

Royale

Hearth Mounted

Slimline

Diamond

Ruby

Royale

Gem

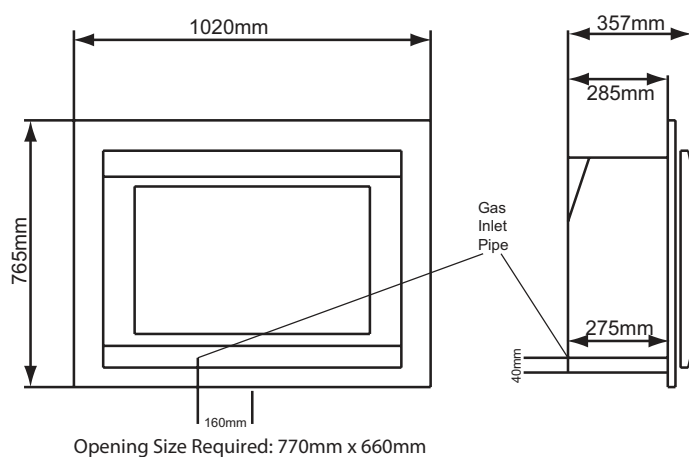
Super Heatrave



Manhattan

Beautifully designed, high efficient glass fronted fire in the wall will enhance any living room.

Heat Input:	6.9kW
Heat Output:	5.5kW (High Efficiency)
Finish:	Black Texture Bronze Graphite Grey Chrome Brush
Control Type:	Remote
Fuel:	Logs Pebbles
Class:	Class 1 Class 2
ODS:	Y



Manhattan with Bronze trim and Black interior



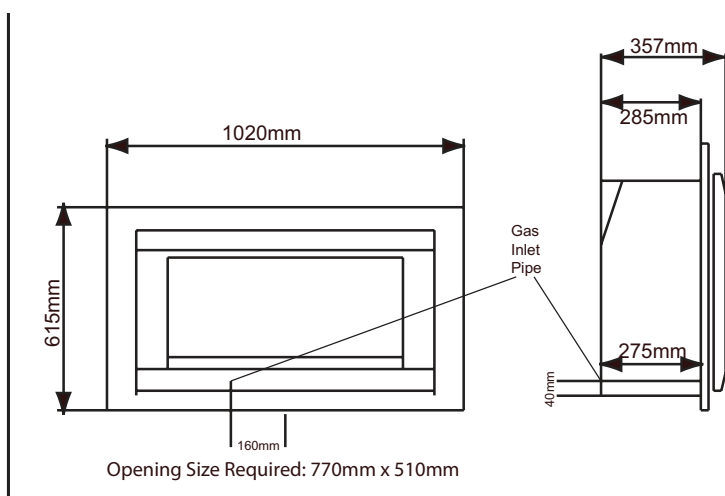
Manhattan with Graphite trim and Black interior



Miami with Black trim and Black interior



Miami with Chrome Trim and Cream interior



Stunning high efficient, glass fronted hole in the wall, with its panoramic design and realistic log fuel effect is one of the best looking fires on the market today

Heat Input:	6.9kW
Heat Output	5.5kW (High Efficiency)
Finish:	Black Texture Bronze Graphite Grey Chrome Brush
Control Type:	Remote
Fuel:	Logs Pebbles
Class:	Class 1 Class 2
ODS:	Y



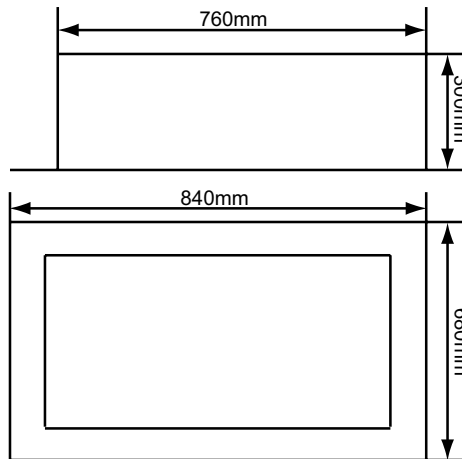
Miami
Miami

Sunrise

Award winning unit was one of the first hole in the wall fires of a unique design.



Heat Input:	6.9kW
Heat Output:	3.9kW
Trim Finish:	Brushed Chrome Black
Control Type:	Manual Remote
Fuel:	Coals Pebbles Campfire Logs Driftwood Fixed Coals Fixed Pebbles
Class:	Class 1 Class 2
ODS:	Y



Opening Size Required
Standard: 780mm x 570mm x 300mm
Petite: 620mm x 420mm x 300mm
Petite Trim: 690mm x 530mm



Petite Sunrise with Brush trim



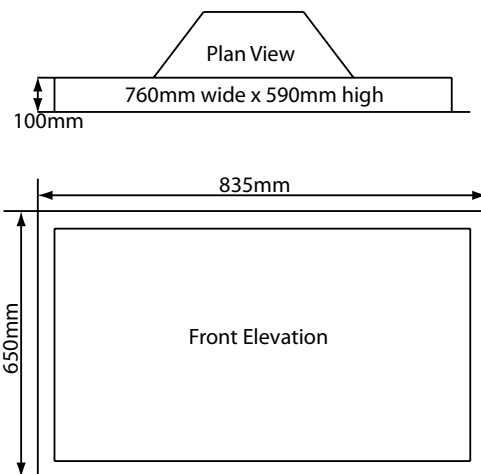
Sunrise shown with Brush trim and Campfire Logs



Emerald Ruby



Emerald shown with Gem fire in Black, Chrome and Coals



Overall depth with Gem fire 320mm
Overall depth with Ruby fire 270mm



Inset hole in the wall is beautifully designed also incorporates our Gem fire.

Heat Input:	6.9kW
Heat Output:	4.2kW
Trim Finish:	Brushed Chrome Black Bronze
Control Type:	Manual Remote
Fuel:	Loose Coals Fixed Coals Fixed Pebbles
Class:	Class 1 Class 2
LPG:	Y
ODS:	Y



Emerald
with Gem Fire

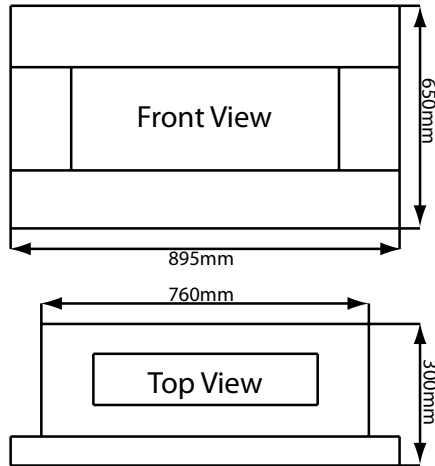
Emerald

Jewel Hole in the Wall

Jewel Hole in the Wall is a decorative 2kw unit incorporating a hidden burner enhanced by coloured pebbles.



Heat Input:	6.9kW
Heat Output:	2kW
Finish:	Black Stone Bronze Graphite Black/Silver
Control Type:	Manual Remote
Fuel:	Pebbles
Class:	Class 1 Class 2
ODS:	Y



Opening Size Required: 770mm x 420mm x 305mm



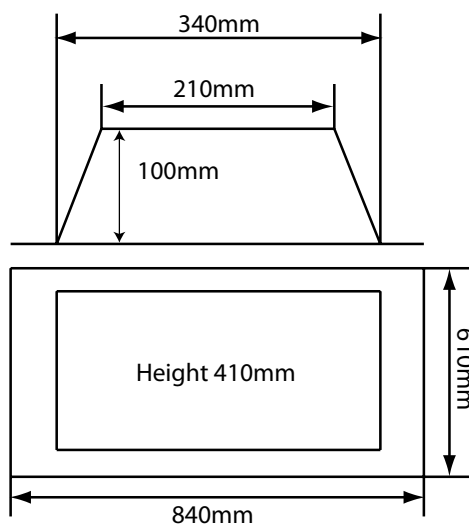
Jewel shown in Black/Silver



Saphire with Brushed trim



Saphire Mk II in Black and Chrome



Opening Size Required: 340mm x 410mm x 100mm

Its striking hole in the wall is designed for pre cast flues and produces up to 3kw output.

Heat Input:	6.2kW
Heat Output	3kW
Finish:	Brushed Black Chrome
Control Type:	Manual Remote
Fuel:	Driftwood Black Driftwood
Class:	Class 1 Class 2 Precast Flue
ODS:	Y


5 Year
Guarantee



Mk II Saphire

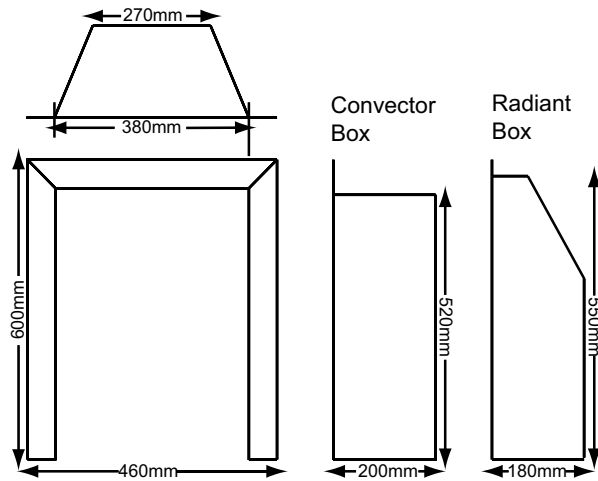
Mk II Saphire

Super Heatrave



A attractive and very popular 3.9kw multiflue gas fire is virtually indistinguishable from a real coal fire.

Heat Input:	6.5kW
Heat Output	3.9kW
Finish:	Chrome
	Brass
	Contemporary
	Majestic
Control Type:	Black
	Manual
	Remote
Fuel:	Hi Level
	Coals
	Pebbles
	Fixed Coals
Class:	Fixed Pebbles
	Class 1
	Class 2
ODS:	Precast Flue
	Y



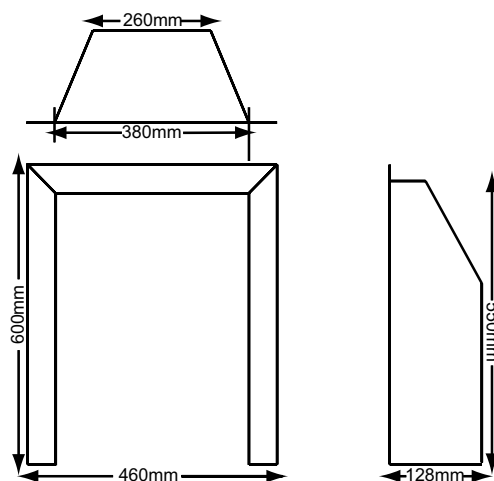
Super Heatrave Contemporary trim and Pebbles



Super Heatrave with Chrome trim, Coals and Grace fret



Slimline shown in Brass Menora fret



Suitable for most pre cast flues maintaining its 3.9kw of heat to your lounge with a flame picture second to none.

Heat Input:	6.5kW
Heat Output	3.9kW
Finish:	Chrome Brass Cotemporary Majestic Black
Control Type:	Manual Remote Hi Level
Fuel:	Coals Pebbles
Class:	Class 1 Class 2 Precast Flue
ODS:	Y



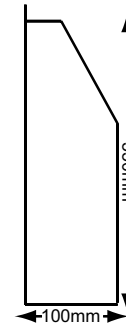
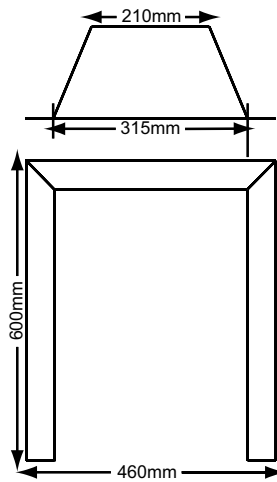
Slimline

Slimline

Diamond

Precast model is only 100mm deep, giving again 3.9kw output, making it one of the hottest slimline fires on the market today.

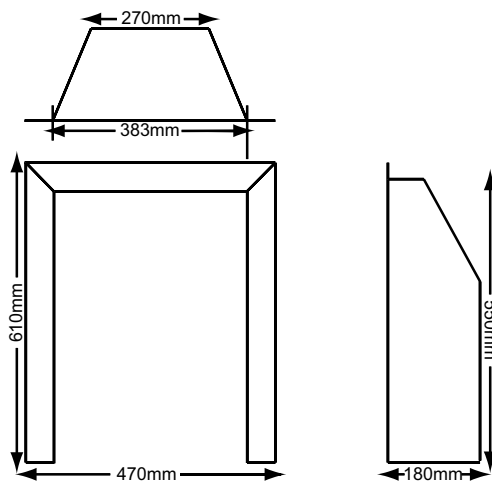
Heat Input:	6.5kW
Heat Output	3.9kW
Finish:	Chrome Brass Contemporary Black
Control Type:	Manual
Fuel:	Coals Pebbles
Class:	Class 1 Class 2
ODS:	Precast Flue Y



Diamond Shown in Brass with Blenheim Antique fret



Ruby Shown with Chrome Majestic trim



Delightful polished stainless steel gas fire will enhance any fireplace with its flame reflection in the concave back panel. Has to be seen to be appreciated.

Heat Input:	6.5kW
Heat Output	3.9kW
Finish:	Chrome Contemporary Majestic Black
Control Type:	Manual Remote Hi Level
Fuel:	Coals Pebbles Fixed Coals Fixed Pebbles
Class:	Class 1 Class 2
ODS:	Y

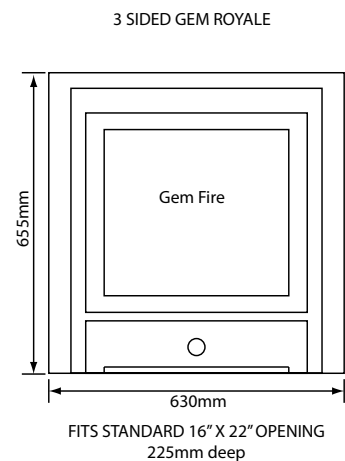
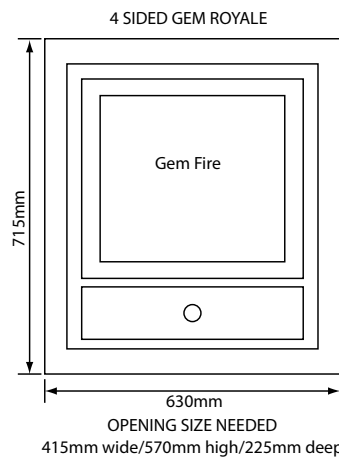
Ruby

Ruby

Royale

Attractive hole in the wall gas fire incorporates our Gem gas fire which produces an impressive 4.2kW of heat, available in 6 finishes and also available in a 3 sided version.

Heat Input:	6.9kW
Heat Output:	4.2kW
Finish:	Chrome Black Brushed Bronze Graphite Grey
Control Type:	Manual Remote
Fuel:	Loose Coals Fixed Coals Fixed Pebbles
Class:	Class 1 Class 2
LPG:	Y
ODS:	Y



4 Sided Royale shown in Black



3 Sided Royale shown in Brushed Steel with Gem Gas fire

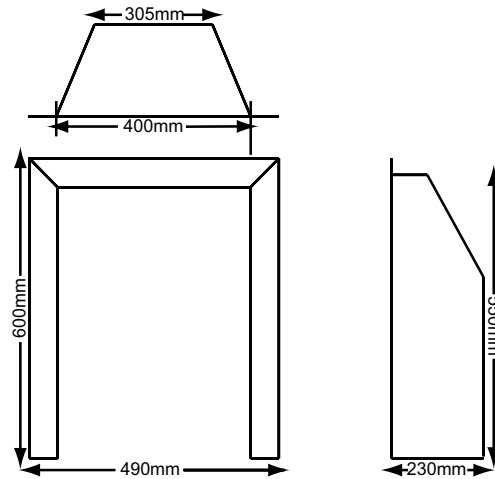


4 Sided Royale shown in Brushed Steel

Gem

One of the most outstanding, realistic and hottest non glass fronted fires on the market giving a massive 4.2kW of heat. Available with chrome or black sides.

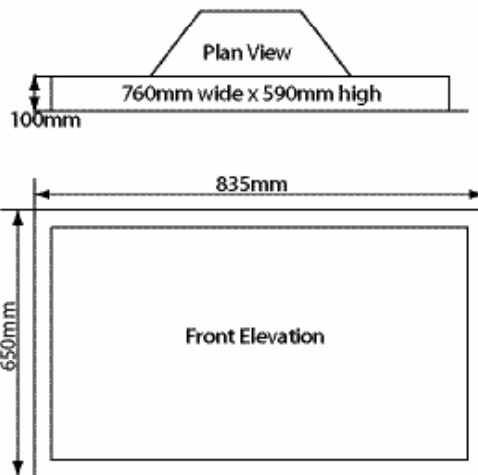
Heat Input:	6.9kW
Heat Output	4.2kW
Finish:	Chrome Brass Contemporary Majestic Black
Control Type:	Manual Remote Hi Level
Fuel:	Fixed Coals Fixed Pebbles
Class:	Class 1 Class 2
LPG	Y
ODS:	Y



Gem Gas fire shown with Chrome trim and Grace fret



Shown in Chrome with Ruby Fire (Black outer frame optional extra)




Overall depth with Ruby fire 270mm
Overall depth with Gem fire 320mm



Another stunningly designed hole in the wall with our 3.9kW Ruby fire.

Heat Input:	6.5kW
Heat Output	3.9kW
Finish:	Brushed Chrome Black
Control Type:	Manual Remote
Fuel:	Coals Pebbles Logs Driftwood Fixed Coals Fixed Pebbles
Class:	Class 1 Class 2
ODS:	Y

Scoop
with Ruby Fire



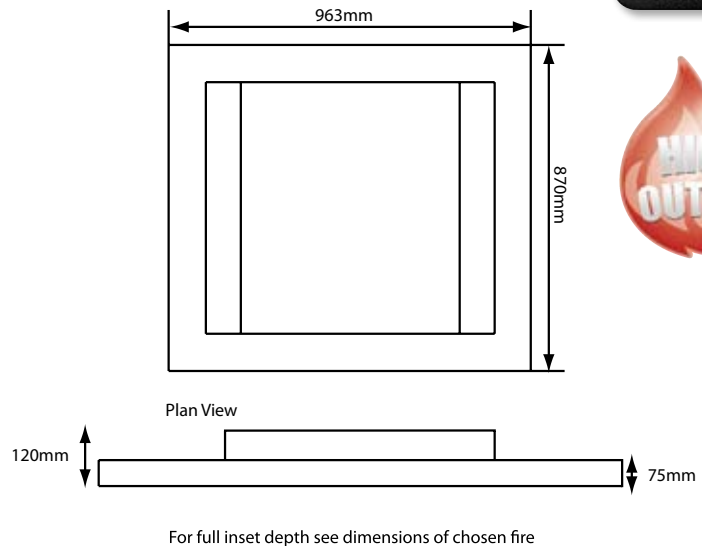
Scoop with Ruby

Lisa Surround

with Gem Fire

Attractive hole in the wall gas fire incorporates our Gem gas fire which produces an impressive 4.2kW of heat, available in 6 finishes and also available in a 3 sided version.

Heat Input:	6.9kW
Heat Output	4.2kW
Finish:	Chrome Brass Contemporary Majestic Black
Control Type:	Manual Remote Hi Level
Fuel:	Fixed Coals Fixed Pebbles
Class:	Class 1 Class 2
LPG	Y
ODS:	Y



Lisa shown in Brass trim



Chrome Lisa with Coals

Fuel Beds, Flue Types

Please refer to individual products for available fuel types.



Coal



Log



Campfire



Pebbles



Chimney - Class 1

A conventional brick or stone chimney as used for a solid fuel appliance, with a minimum effective cross section dimension of 225x225 with a minimum of 3m effective height.

Or


A lined flue with a minimum diameter of 175mm.



Class 2

A recessed flue box, having a minimum diameter of 125mm and a minimum effective overall height of 3m. Or

A brick chamber in an existing brick or stone chimney with a 125mm flue liner providing it is sealed at the top and bottom of the existing stone chimney.



Pre - Cast Flue

A precast flue with a minimum effective height of 3m. Due to the restricted depth of precast flues they are normally suitable for shallow fires.

Example: Diamond, Slimline and Sapphire.



Remote Control

On / Off and Variable flame high control for operation in total comfort.

Safety

All Crystal gas fires feature an oxygen depletion sensor that monitors the air supply in the room and automatically shuts off the fire if the oxygen supply falls below a safe level.

Remote Control

A remote handset is used to operate the appliance. Manual ignition is required, The fire can also be operated manually, should the need arise.

Manual Control

The standard control is infinitely variable between high and low.

Trim Top Control

The trim switch, located on the side of the appliance makes operating your appliance even easier. Manual ignition is required. The fire can also be operated manually, should the need arise.



This fire Gives you a higher heat output than your average fire.



These are glass fronted fires giving you higher efficiency at a lower running cost reducing your fuel bills.



Crystal Fires 5 year Guarantee subject to terms and conditions.

Approved Company



REG No. 517 567



Manufactured in Great Britain

All products are manufactured in a UK based factory to CE standard.



1 Valentines Building, Aintree Racecourse Business Park,
Aintree, Liverpool L9 5AY

Telephone: 0151 521 3222

Fax: 0151 521 1222

Web: www.crystalfires.co.uk



Manufactured in Great Britain